

Embedded Systems (CSCE 4114)

Vending Machine FSM

Zack Fravel

9/23/16

zpfravel@uark.edu

## **Abstract**

The first classwork has to do with the design and implementation of Finite State Machines. Specifically, the objective of the classwork was to get familiar with state machine logic, implement a solution for displaying information using the HEX display on the DEB2 development board, and finally bringing it all together to design a Vending Machine.

## **Introduction**

Most of the final design choices in our vending machine were left up to us to decide on our own solution. There are two different types of state machines, Moore and Mealy. A Moore machine's outputs are determined solely based on the state the machine is currently in. A Mealy machine, on the other hand, shows different outputs on each transition between states. I chose to design a Moore FSM for my vending machine, mostly because I like that the implementation in VHDL of a Moore Machine is much more modular.

For the first week of the assignment, we were tasked with creating the module that displays information on the DEB2 board LED's. This basic design revolved around creating one design to display hexadecimal information on one set of LEDs, and then creating a top level module of the previous to be able and control multiple displays. The vending machine takes inputs for both money, choice of refreshment, and a reset. The vending machine outputs the information using displays where it shows the money in the machine, the choice, and the resulting output. The vending machine takes 5 cent and 10 cent coins with a maximum capacity of 20 cents. The other possible inputs are the choices one can make when using the vending machine: candy (5c), cookie (15c), coke (20c), and refund (only full). All the inputs are represented by buttons and switches on the board.

## Design and Implementation

In chronological order we designed an LED module, an array of LED's, and an FSM to control the state of the LEDs. All VHDL files are attached at the end of the report as screenshots as well as the original .vhd files in the report package. The seven segment display is our first order of business. Each SSD can be thought of a `std_logic_vector` of 7 bits. Each bit represents one of the seven segments the display is able to light up. The LED's on the board are designed so that "0" actually represents the on-state and "1" for off. With that in mind, If we take a 4 bit input we're able to create a case statement and have a different configuration of LED's for each case on the 4 bit input. This is exactly what was accomplished, each input asserts its hexadecimal representation of itself on the SSD output for all 16 combinations. The module that lets us control four displays at once is a little more complex, its diagram is shown below.

Four Display Diagram

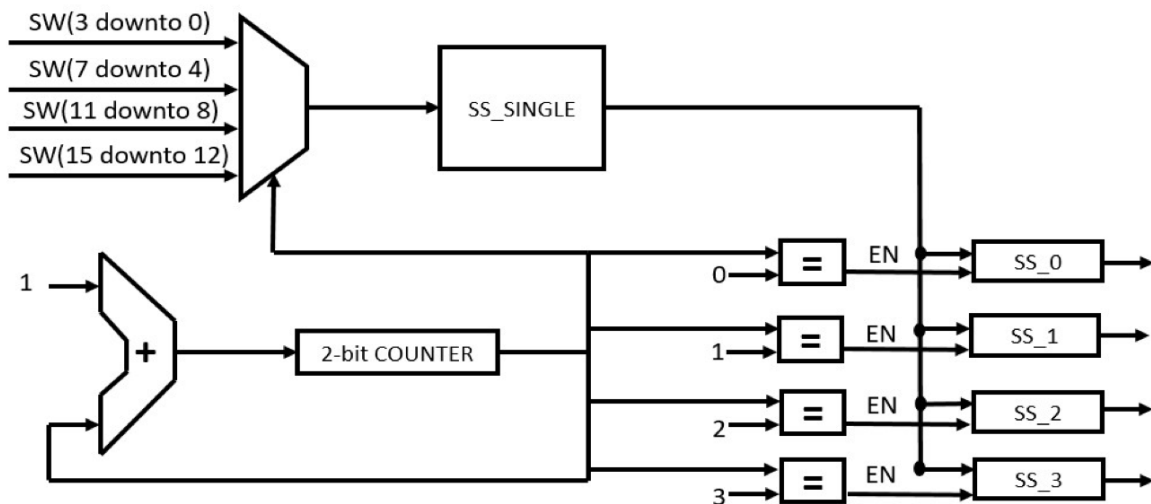


Figure 1

It can be seen from the diagram that the module continuously counts through the four different inputs to the mux, which represent 4 different inputs to an SSD module, and sends them one at a

time to a single SSD module. This SSD module then sends its outputs to the output on the parent four display module who's outputs are continuously scrolling through each of the 4 SSD's. This is happening at a rate so fast however, it's not noticeable to the human eye. In effect, this allows us to control 4 SSD's with only one module and one set of inputs.

Now that we have a way to display our vending machine information, we're able to design the FSM (Finite State Machine). To recap, our FSM takes in seven inputs (Reset, Nickel, Dime, Candy, Cookie, Coke, and Refund) and sends out three outputs (Cash, Choice, and Result) which is broken down into four SSD's. I have decided with my state machine to have the Cash be represented by the first two displays, the Choice the third, and the Result on the final display. Candy costs 5 cents, Cookies 15 cents, Coke 20 cents, and the only refund the machine can do is full, not partial. Below is a graphical representation of my FSM design for the vending machine; wherever there is an X, that means there could be a number of possible configurations depending on the inputs.

Vending Machine Diagram

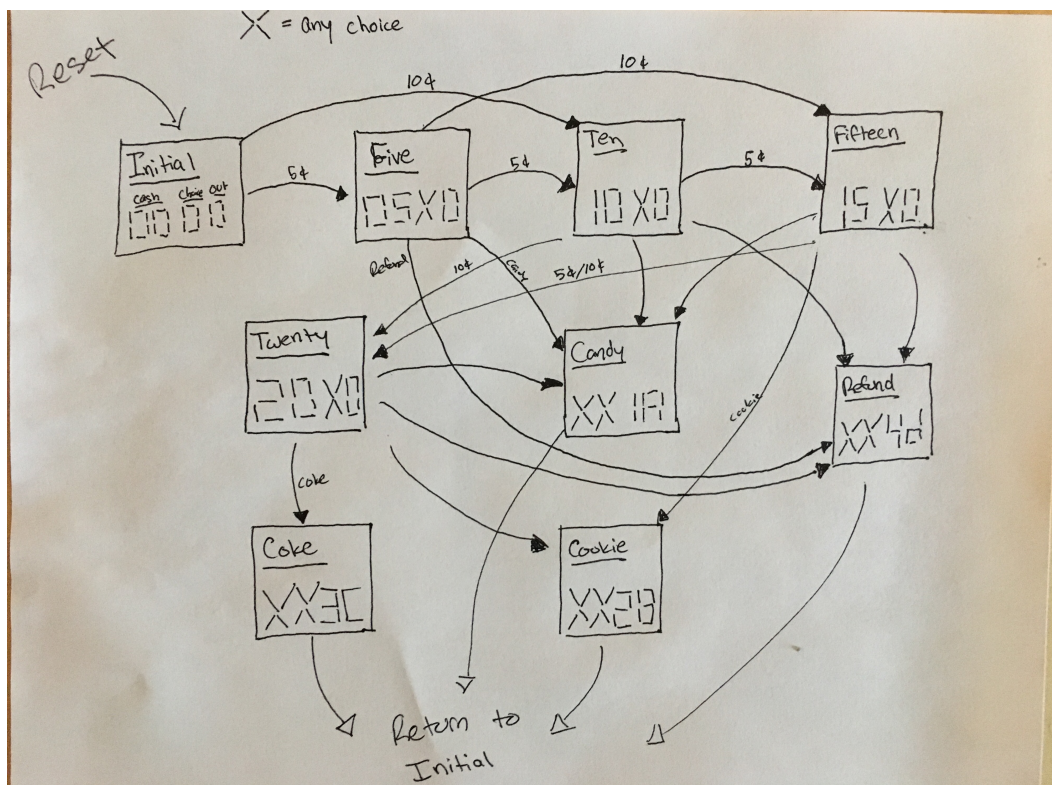
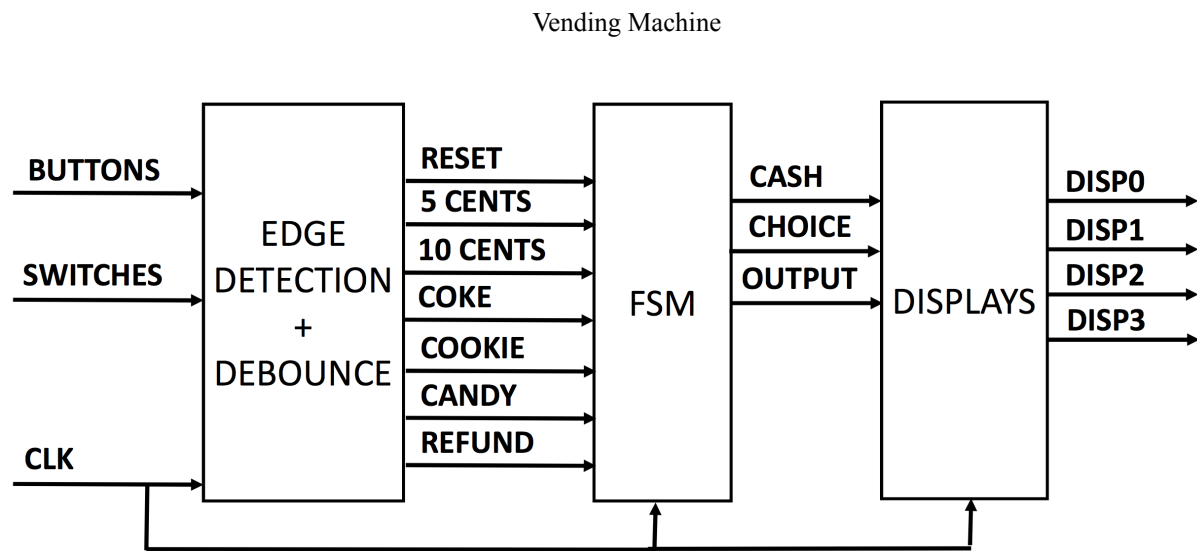


Figure 2

My state machine has nine total possible states, their names being fairly self descriptive. I have one state dedicated to each different sum of cash that can be possibly dispensed into the machine (20 cents maximum) as well as states for each output and of course an initial state. Below I have also included the parent diagram for the whole vending machine system.



*Figure 3*

The implementation in VHDL of the FSM is fairly straight forward. I declare my inputs and outputs exactly as they're shown above where it says FSM. The inputs all being `std_logic` and the outputs being `std_logic_vector(7 downto 0)` for cash and `(3 downto 0)` for the other two. Choice is represented in hexadecimal as 1, 2, 3, 4 (Candy, Cookie, Coke, Refund) and the outputs A, B, C, -blank- or d on the SSD. I declare a type `STATE` in my architecture to represent all the possible states and create two signals, `next_state` and `current_state` to tell the tool which state I'm in and where I'm going to be. Along with that, I also create a signal called `choices`, which is a concatenation of all the possible choice inputs and is being fed directly to the output process.

The logic of the state machine is broken up into three processes. First, I have my Current State Transition, which is sensitive to the clock and reset. Within this first process is a simple if else if statement that changes my current state signal to whatever the next state signal is, unless Reset = '1,' then current state is Initial. The second process, and by far the longest to write, is the Next State Transition Process. This process is sensitive to all inputs and is responsible for making sure the state machine correctly changes state based on a pattern of inputs. How this is implemented in VHDL is a case statement that is accounting for each case of the signal current\_state and tells the circuit where to go based on the inputs in each case with if statements. In every case, the first if statement is always if ( Reset = '1' ) then next\_state <= Initial. After that, the nested if statement within the else tells the FSM which state to move to based on whether a nickel or dime is inserted. Along with that, on each case where there is money in the machine, the FSM also has to check whether or not any of the choice inputs are asserted, if so then it should change to the appropriate output state given there's an appropriate amount of cash in the vending machine. Once all of those cases are accounted for, then I just had to make sure that for the output states the next\_state is always Initial so the vending machine can reset.

The final process is much shorter than the second and is responsible for setting the output of the FSM correctly based on the current state. The output process also has a choice case statement so the vending machine displays user inputs to the LED's, regardless if the transaction is legal or not. If the transaction is allowed, the output will show but it won't if there's not enough cash. The current state case statement just assigns the outputs respectively to each case as described on the previous page. All three of these processes run concurrently and the resulting logic is the behavior we were striving for.

## Results

Once I had my design compiled and was confident it would perform the way it was specified, I designed a testbench to simulate the design. My testbench runs through five different scenarios to show that all of the functionality performs as advertised. I initialize a 20 ns clock cycle and instantiate my FSM module into the testbench with corresponding inputs/outputs.

Below is the first half of the simulation.

Simulation (pt. 1)

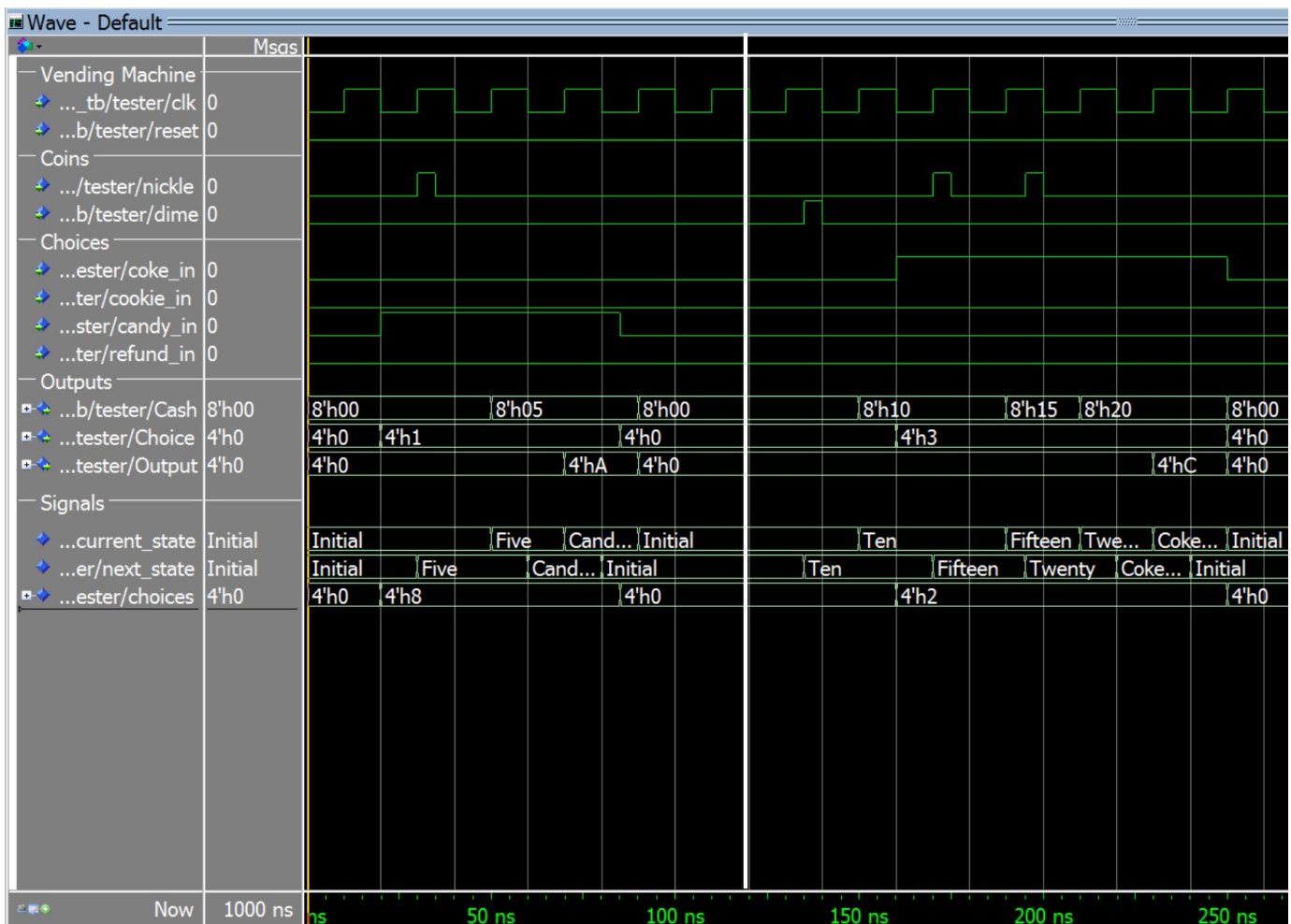


Figure 4

The first 100 ns of the simulation runs through one of the simplest cases, requesting a candy and inserting a nickel, which correctly outputs “A” to the Result display. During the duration the

candy is being requested, “1” is being displayed on the Choice display. It can also be seen that the Cash is correctly shown as well on the first two displays. The second test states with a dime being inserted and the FSM correspondingly changes states. Then, the user requests a coke and inserts two nickels. Only after the FSM makes the two necessary transitions to Twenty is it able to make the transition to Coke\_out and output “C” on the display. In my test bench I had to split up each “coin insertion” by about 20 nanoseconds to account for the delay in the state transition.

The second half of the simulation shows some more uncommon cases and how the vending machine will handle it properly.

Simulation (pt. 2)

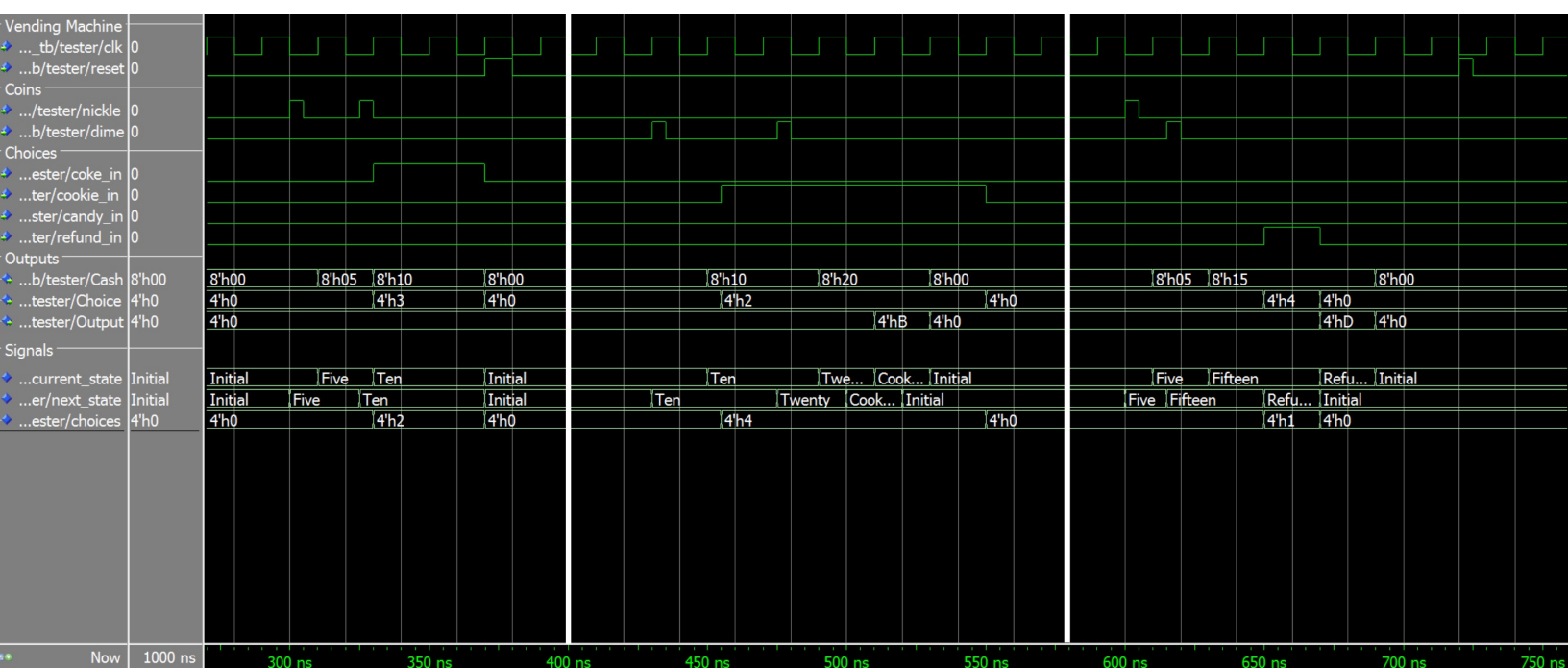


Figure 5

The third test is a test of the Reset functionality, mostly. I created a case where the user inputs two nickels and requests a Coke, but before inserting 20 cents I reset the machine. This shows both that the reset works and the output logic works as well. The fourth test shows a case where



the user requests a cookie and inserts more than the appropriate amount of Cash, but still receives the appropriate output, “B.” Finally, the fifth test shows the refund function working properly and displaying “D” after the user inputs 15 cents. The FSM then resets and the simulation is complete. When implemented on the board, each of the coins are mapped to two of the push buttons and the choices and reset are represented by switches.

In conclusion, a previously designed SSD module and designing a Moore FSM using three distinct processes, I was able to successfully design and implement a vending machine as specified by the classwork assignment.

```

|-- Zack Fravel    010646947

-- Embedded Systems Fall 2016
-- Vending Machine Module

library ieee;
use IEEE.std_logic_1164.all;
use IEEE.std_logic_arith.all;
use IEEE.std_logic_unsigned.all;

entity vendingFSM is

    port (
        clk      : in std_logic;
        reset    : in std_logic;
        nickle   : in std_logic;
        dime     : in std_logic;
        coke_in  : in std_logic;
        cookie_in : in std_logic;
        candy_in : in std_logic;
        refund_in : in std_logic;

        Cash      : out std_logic_vector(7 downto 0);
        Choice    : out std_logic_vector(3 downto 0);
        Output    : out std_logic_vector(3 downto 0)
    );

end vendingFSM;

architecture behavioral of vendingFSM is

    -- Vending machine takes in a maximum of 20 cents and it's refund option is strictly for full amounts
    -- Current design has the Cash on 2 displays, the choice on 1 display, and the output on the final display
    -- Cash is represented in the amount of cents (0, 5, 10, 15, 20) with 20 also representing > 20
    -- Choices are represented in the following way
    -- Candy : 1
    -- Cookie : 2
    -- Coke : 3
    -- Refund : r (requires slight modification to LED module)
    -- Initial : 0/8 (or blank if possible to modify LED module)

    -- Outputs are represented as
    -- Candy : A
    -- Cookie : B
    -- Coke : C
    -- Refund : r (requires slight modification to LED module)
    -- Invalid : 0/8 (or blank if possible to modify LED module)

    -- State Declaration
    type STATE is (Initial, Five, Ten, Fifteen, Twenty, Candy_out, Cookie_out, Coke_out, Refund_out);
    signal current_state : STATE;
    signal next_state : STATE;
    signal choices : std_logic_vector(3 downto 0);

begin

    choices <= candy_in & cookie_in & coke_in & refund_in;

    currentState : process(clk, reset)
    begin
        if(reset = '1') then
            current_state <= Initial;
        elsif(clk'event and clk = '1') then
            current_state <= next_state;
        end if;
    end process;

    nextState : process(clk, reset, nickle, dime, candy_in, cookie_in, coke_in, refund_in)
    begin
        case current_state is
            when Initial =>
                if(reset = '1') then
                    next_state <= Initial;
                else
                    if(nickle = '1') then
                        next_state <= Five;
                    elsif(dime = '1') then
                        next_state <= Ten;
                    end if;
                end if;
            when Five =>
                if(reset = '1') then
                    next_state <= Initial;
                else
                    if(nickle = '1') then
                        next_state <= Ten;
                    elsif(dime = '1') then
                        next_state <= Fifteen;
                    end if;
                end if;
                if(candy_in = '1') then
                    next_state <= Candy_out;
                elsif(refund_in = '1') then
                    next_state <= Refund_out;
                end if;
            when Ten =>
                if(reset = '1') then
                    next_state <= Initial;
                else
                    if(nickle = '1') then
                        next_state <= Fifteen;
                    elsif(dime = '1') then
                        next_state <= Twenty;
                    end if;
                end if;
                if(candy_in = '1') then
                    next_state <= Candy_out;
                elsif(refund_in = '1') then
                    next_state <= Refund_out;
                end if;
            end case;
        end nextState;
    end process;
end architecture behavioral of vendingFSM;

```

```

=====
when Fifteen =>
    if(reset = '1') then
        next_state <= Initial;
    else
        if(nickle = '1') then
            next_state <= Twenty;
        elsif(dime = '1') then
            next_state <= Twenty;
        end if;
    end if;

    if(candy_in = '1') then
        next_state <= Candy_out;
    elsif(cookie_in = '1') then
        next_state <= Cookie_out;
    elsif(refund_in = '1') then
        next_state <= Refund_out;
    end if;
=====
when Twenty =>
    if(reset = '1') then
        next_state <= Initial;
    end if;

    if(candy_in = '1') then
        next_state <= Candy_out;
    elsif(cookie_in = '1') then
        next_state <= Cookie_out;
    elsif(coke_in = '1') then
        next_state <= Coke_out;
    elsif(refund_in = '1') then
        next_state <= Refund_out;
    end if;
=====
when Candy_out =>
    if(reset = '1') then
        next_state <= Initial;
    else
        next_state <= Initial;
    end if;
=====
when Cookie_out =>
    if(reset = '1') then
        next_state <= Initial;
    else
        next_state <= Initial;
    end if;
=====
when Coke_out =>
    if(reset = '1') then
        next_state <= Initial;
    else
        next_state <= Initial;
    end if;
=====
when Refund_out =>
    if(reset = '1') then
        next_state <= Initial;
    else
        next_state <= Initial;
    end if;

end case;

end process;

```

```

LEDoutputs : process(current_state, choices)
begin
    case current_state is
        =====
        when Initial =>
            Cash <= "00000000";
            Choice <= "0000";
            Output <= "0000";
            =====
            -- Blank Screens

        when Five =>
            Cash <= "00000101";
            =====
            -- 5, choice, blank

        when Ten =>
            Cash <= "00010000";
            =====
            -- 10, choice, blank

        when Fifteen =>
            Cash <= "00010101";
            =====
            -- 15, choice, blank

        when Twenty =>
            Cash <= "00100000";
            =====
            -- 20, choice, blank

        when Candy_out =>
            Output <= "1010";
            =====
            -- Cash, 1, A

        when Cookie_out =>
            Output <= "1011";
            =====
            -- Cash, 2, B

        when Coke_out =>
            Output <= "1100";
            =====
            -- Cash, 3, C

        when Refund_out =>
            Output <= "1101";
            =====
            -- Cash, r, F/r

    end case;

    case choices is
        =====
        when "1000" =>
            Choice <= "0001";
            =====
            -- output 1

        when "0100" =>
            Choice <= "0010";
            =====
            -- output 2

        when "0010" =>
            Choice <= "0011";
            =====
            -- output 3

        when "0001" =>
            Choice <= "0100";
            =====
            -- output 4

        when others =>
            Choice <= "0000";
            =====
            -- blank screen

    end case;

end process;

```

```

-- Zack Fravel      010646947
-- Embedded Systems Fall 2016
-- Vending Machine Testbench

library ieee;
use IEEE.std_logic_1164.all;
use IEEE.std_logic_arith.all;
use IEEE.std_logic_unsigned.all;

entity vendingFSM_tb is
end vendingFSM_tb;

architecture testbench of vendingFSM_tb

    signal Clk      : std_logic := '0';
    signal Reset    : std_logic := '0';
    signal Nickle   : std_logic := '0';
    signal Dime     : std_logic := '0';
    signal Candy    : std_logic := '0';
    signal Cookie   : std_logic := '0';
    signal Coke     : std_logic := '0';
    signal Refund   : std_logic := '0';

begin

    Clk <= not Clk after 10 ns;

    tester : entity work.vendingFSM
        port map (
            clk => Clk,
            reset => Reset,
            nickle => Nickle,
            dime => Dime,
            candy_in => Candy,
            cookie_in => Cookie,
            coke_in => Coke,
            refund_in => Refund
        );

    test : process
    begin

        wait for 20 ns;

        Candy <= '1'; -- Request Candy
        wait for 10 ns;

        Nickle <= '1';
        wait for 5 ns; -- Insert Nickle
        Nickle <= '0';

        wait for 20 ns; -- Wait at least 20 ns before adding more coins

        Nickle <= '1';
        wait for 5 ns; -- Insert Nickle
        Nickle <= '0';

        wait for 50 ns;
        Coke <= '0'; -- Stop Requesting Coke
        wait for 50 ns;

        Nickle <= '1';
        wait for 5 ns;
        Nickle <= '0';
        wait for 20 ns; -- Insert 10 cents
        Nickle <= '1';
        wait for 5 ns;
        Nickle <= '0';
        Coke <= '1';
        wait for 40 ns;
        Coke <= '0';

        Reset <= '1'; -- Test Reset Function
        wait for 10 ns;
        Reset <= '0';

        wait for 50 ns;

        Dime <= '1';
        wait for 5 ns;
        Dime <= '0';
        wait for 20 ns;
        Cookie <= '1'; -- Test Cookie
        wait for 20 ns;
        Dime <= '1';
        wait for 5 ns;
        Dime <= '0';
        wait for 20 ns;
        wait for 50 ns;
        Cookie <= '0';
        wait for 50 ns;

        Nickle <= '1';
        wait for 5 ns;
        Nickle <= '0';
        wait for 10 ns;
        Dime <= '1';
        wait for 5 ns;
        Dime <= '0';
        wait for 10 ns;
        wait for 20 ns;
        Refund <= '1'; -- Test Refund
        wait for 20 ns;
        Refund <= '0';
        wait for 50 ns;

        Reset <= '1';
        wait for 5 ns;
        Reset <= '0';

        wait; -- Wait forever
    end process;

end testbench;

```

```

library IEEE;
use IEEE.STD_LOGIC_1164.ALL;
use IEEE.STD_LOGIC_ARITH.ALL;
use IEEE.STD_LOGIC_UNSIGNED.ALL;

entity sevensegment is
    port(
        sw_i : in std_logic_vector(3 downto 0);
        SSD_o : out std_logic_vector(6 downto 0)
    );
end sevensegment;

architecture behavioral of sevensegment is

    signal SSD_temp : std_logic_vector(6 downto 0);

begin

    switch : process (sw_i)
    begin
        case sw_i is
            when "0000" => SSD_temp <= "1000000"; -- 0    ( 1 off : 0 on )
            when "0001" => SSD_temp <= "1111001"; -- 1
            when "0010" => SSD_temp <= "0100100"; -- 2
            when "0011" => SSD_temp <= "0110000"; -- 3
            when "0100" => SSD_temp <= "0011001"; -- 4
            when "0101" => SSD_temp <= "0010010"; -- 5
            when "0110" => SSD_temp <= "0000010"; -- 6
            when "0111" => SSD_temp <= "1111000"; -- 7
            when "1000" => SSD_temp <= "0000000"; -- 8
            when "1001" => SSD_temp <= "0011000"; -- 9
            when "1010" => SSD_temp <= "0001000"; -- A
            when "1011" => SSD_temp <= "0000011"; -- B
            when "1100" => SSD_temp <= "1000110"; -- C
            when "1101" => SSD_temp <= "0100001"; -- D
            when "1110" => SSD_temp <= "0000110"; -- E
            when others => SSD_temp <= "0001110"; -- F
        end case;
    end process;

    SSD_o <= SSD_temp;

end behavioral;

```

```

fourdisplay.vhd
library IEEE;
use IEEE.STD_LOGIC_1164.ALL;
use IEEE.STD_LOGIC_ARITH.ALL;
use IEEE.STD_LOGIC_UNSIGNED.ALL;

entity fourdisplay is
    port(
        clk_i      : in std_logic;
        switch_i   : in std_logic_vector(15 downto 0);
        SSD0_o     : out std_logic_vector(6 downto 0);
        SSD1_o     : out std_logic_vector(6 downto 0);
        SSD2_o     : out std_logic_vector(6 downto 0);
        SSD3_o     : out std_logic_vector(6 downto 0)
    );
end fourdisplay;

architecture behavioral of fourdisplay is

    signal mux_out : std_logic_vector(3 downto 0);
    signal mux_en  : std_logic_vector(1 downto 0);

    signal SSD_output : std_logic_vector(6 downto 0);

    signal SS0_out : std_logic_vector(6 downto 0);
    signal SS1_out : std_logic_vector(6 downto 0);
    signal SS2_out : std_logic_vector(6 downto 0);
    signal SS3_out : std_logic_vector(6 downto 0);

begin

    switch : process(clk_i, mux_en, switch_i)
    begin
        case mux_en is
            when "00" => mux_out <= switch_i(3 downto 0);
            when "01" => mux_out <= switch_i(7 downto 4);
            when "10" => mux_out <= switch_i(11 downto 8);
            when "11" => mux_out <= switch_i(15 downto 12);
        end case;

        mux_en <= mux_en + '1';

        if(clk_i'event and clk_i = '1') then
            case mux_en is
                when "00" => SS0_out <= SSD_output;
                when "01" => SS1_out <= SSD_output;
                when "10" => SS2_out <= SSD_output;
                when "11" => SS3_out <= SSD_output;
            end case;
        end if;
    end process;

    SSD0_o <= SS0_out;
    SSD1_o <= SS1_out;
    SSD2_o <= SS2_out;
    SSD3_o <= SS3_out;

    SSD : entity work.sevensegment
    PORT MAP(
        sw_i => mux_out,
        SSD_o => SSD_output
    );

end behavioral;

```